

AGC Range Orientation



Associated Gun Clubs of Baltimore, Inc.
11518 Marriottsville Road
Marriottsville, MD 21104
410-461-8532

Associated Gun Clubs of Baltimore (AGC)

11518 Marriottsville Road, Marriottsville, Maryland 21104

Memorial Hall &
Trap Building

Archery and Shotgun
Patterning Ranges

Trap Fields

200 Yard Range
(High Power &
Handgun
Silhouettes)

100 Yard (Barnes) Range

50 Yard Range
(Handgun)

Wards
Chapel
Road

Barnes Range House

entrance

to Route 70 &
Howard County

AGC Lane
entrance to Trap Area

Marriottsville Road

to Route 26 &
Baltimore County

AGC Ranges

The AGC facility is host to 7 different Ranges

➤ The 50 Yard Handgun Range:

- 58 Lanes
- 2 groups: 1 - 46 and 47 - 58
- Handguns with barrels no longer than 10" shooting handgun cartridges.
- Rim fire rifles and carbines.
- No shot shells.
- Fixed target receptacles at 25 & 50 yards.
- Portable targets may be placed at 5 – 50 yards.
- No rounds may strike the ground anywhere between the firing line and the 50 yard impact area.


AGC Ranges (*cont'd*)

- The 100 Yard Barnes Multipurpose Range
 - 100 Lanes: Handguns, Rifles, Shotguns, Air Guns
 - 10 Rightmost lanes – Benchrest shooting only.
 - Fixed target receptacles at 50 & 100 yards.
 - 90 Leftmost lanes – All positions.
 - Lanes to the left of the orange roof support poles (1 through 57) are normally CLOSED to use. Ask the RSO BEFORE using these positions.
 - Fixed target receptacles at 25, 50 & 100 yards.
 - Portable target stands from 5 to 100 yards.
- No rounds may strike the ground anywhere between the firing line and the 100 yard impact area.

AGC Ranges (*cont'd*)

➤ The 200 Yard Range

- Multi-purpose.
 - Handguns - Rifles
- 10 lanes.
- All shooting positions allowed.
- Pits with pop up target frame carriages at 200 yards.
- Intermediate impact berms at 50, 100 and 150 meters for steel silhouette shooting with a handgun only.
- No rounds may strike the ground anywhere between the firing line and the applicable silhouette impact berm or 200 meter impact area.
- No rounds may strike the protective berm forward of the 200 yard pits.



200- YARD PIT ROOF

Your personal target frame legs may be placed in the holders on the back of the retaining wall.


TARGET FRAME CARRIAGE

These carriages accept the large frames stored in the pit cave found between position five and six.

You may use any of the frames that are unlocked.

You may not use the carriages for anything other than shooting properly sighted in rifles at paper targets centered in the frame.

Note the carriage locking lever with the red tape in the lower right of this photo.



PIT CAVE – TARGET FRAMES

These are the frames designed for use in the carriages.

They are located on a shelf just inside the pit cave.

Return them here when you are done with them.






CARRIAGE LOCK-DOWN

IMPORTANT!

**Do NOT release carriage without a frame
in place!**



CARRIAGE COUNTERWEIGHT BAR

Weight must be close to the same on both ends or the carriage will bind. Use just enough weight to balance frame weight.

AGC Ranges (*cont'd*)

➤ Trap Ranges

- 3 conventional trap houses.
- 1 Wobble trap. (See RSO)
- Manual throwers available. (See RSO)

➤ Restrictions on shot size, velocity and stock type

- 7-1/2, 8 and 9 shot sizes only.
- Maximum 3 dram equivalent load.
- Maximum 1200 fps velocity.
- Folding stocks in extended position.
- Shots fired from shoulder only.

AGC Ranges (*cont'd*)

- Indoor Pellet Gun Range (Memorial Hall)
 - 6 Lanes
 - Handguns - Rifles
 - Compressed Air, Carbon Dioxide and Spring-powered guns permitted.
- Firing Line
 - Black stripe
- Restrictions on pellet weight and velocity
 - .177 or .22 caliber blunt nose lead weighing less than 25 grains.
 - Maximum velocity of 1000 fps for .177 pellets and 800 fps for .22 pellets.

AGC Ranges (*cont'd*)

➤ Shotgun Patterning Range

- **NO SLUGS** may be fired on this range.
- **NO STEEL SHOT LARGER THAN # BBB** may be fired on this range.
- **NO LEAD SHOT LARGER THAN # 2** may be fired on this range.
- Shotgun “patterning” generally requires no more than 2 rounds.
- Shotgun practice is permitted on the 100 yard Range.

AGC Ranges (*cont'd*)

➤ Archery Range

- 4 Lanes, Bows & Cross-Bows
 - Field or target point arrows/bolts **ONLY**.
 - **NO** broadheads are to be fired on AGC targets!
 - **NO** sky drawing permitted.

History of the AGC

- The Associated Gun Clubs of Baltimore, Inc. (AGC) was formed July 1, 1944, when a number of World War II veterans in the Baltimore area began looking for a place for recreational and competitive shooting. They organized with several other Baltimore area shooting clubs to form the AGC and then acquired the land and shooting facilities originally built by the US Army Corps of Engineers as part of the war effort.

Organization

- The AGC was originally formed by 15 clubs.
- The AGC is governed by a Board of Trustees comprised of one member representing each of the 15 Charter clubs.
- There are also 17 Associated clubs. While these clubs provide highly valued input and feedback to the Trustees, they do not vote.
- Membership at the AGC must be through one of these 32 clubs.

Organization (*cont'd*)

- Some Clubs are organized to accommodate a specific shooting discipline such as: Black Powder, Full Auto, Thompson Collectors, Silhouette, Bench Rest, High Power, Trap, etc.
- Other Clubs offer programs tailored for Women, Young Marines, Women on Target, Juniors, Four H, Appleseed, etc.
- Links to all the clubs can be found on the AGC website.

Organization (*cont'd*)

- Each year the Trustees elect a President, Vice President, Secretary, Treasurer, Executive Vice President and Legislative Vice President that serve as the Executive Committee.
- The Executive Committee manages and maintains the property and the operation of the ranges.

Hours of Operation

- Weekdays, 8:00 am to 8:00 pm or Sunset, whichever comes first.
- Weekends, 9:00 am to 8:00 pm or Sunset, whichever comes first.
- Ranges will be open every day except:
 - Thanksgiving Day. CLOSED AT 2:00 pm
 - Christmas Day, CLOSED ALL DAY
 - New Year's Day, CLOSED ALL DAY
- The trap range may remain open until 9:00 pm on Wednesdays.
- The 50 yard range may remain open until 9:00 pm on Tuesdays for league events.
- Use of any range is prohibited if weather or other condition prevents full visibility.
- Officers and staff RSO's may close the range if lightning or other conditions pose a danger.
- Any range may be closed to non competitors during an AGC sanctioned event. Scheduled range closures are posted on the AGC website.

Hours of Operation (*cont'd*)

- Hours of operation are to be strictly observed. AGC makes every effort to be a good neighbor.
- The shoots on weekday evenings and the morning opening times and evening closing times are part of our agreement with our residential neighbors.
- No shots are to be fired on AGC property outside the specified open hours.

AGC Range Rules

- AGC Range Rules are available:
 - In the Barnes Range House
 - Online at: associatedgunclubs.org
 - From your Club
 - From an RSO
 - **Posted conspicuously, as appropriate, at each range.**

AGC Range Rules (*cont'd*)

- Transporting of Firearms On AGC Property
 - Firearms shall be UNLOADED; that is, contains no ammunition, including fixed and removable magazines, when:
 - Removed from your vehicle
 - Conveyed to the firing line
 - Removed from the firing line
 - Racked
 - Conveyed to your vehicle
 - Moved from place to place on AGC property

AGC Range Rules (*cont'd*)

- Three types of Range Rules:
 - **Administrative Rules** that apply to facility use such as parking, personal behavior, targets, etc.
 - **General Range Safety Rules** that apply to entire facility and all firearms.
 - **Specific Range Rules** governing the use of the discreet range facilities.

AGC Range Rules (*cont'd*)

- When the last Cease Fire of the day is called, that Cease Fire remains in effect until the line is first called HOT the following day.
- If you arrive at the range in the morning before the line is called HOT:
 - You may bring an UNLOADED, CASED firearm to the rack area behind the concrete pad or lay it with the case UNOPENED on the concrete pad or shooting bench.
 - You may carry an UNCASED firearm with muzzle UP to the rack area behind the concrete pad with ACTION OPEN, MAGAZINE REMOVED, ECI in place and NO AMMUNITION in the firearm.
- You may NOT otherwise handle a CASED or UNCASED firearm until the line is called HOT.

AGC Range Rules (*cont'd*)

➤ Guests*

- As a Badge Holder you may bring one or more guests*. However:
 - Only you or a single guest* may shoot at the same time. (You are only allowed one lane.)
 - Exception – Trap Range – You are allowed up to 4 guests* and all of you may shoot sequentially as is common for trap shooting.
 - You are responsible for your guest(s)* at all times while on range property.
 - You are personally responsible for ensuring that your guests* understand and abide by the Range Rules.

*Guests Defined

- “Guests” for our purposes are defined as a friend, acquaintance, family member or prospective member who you invite to the range for recreational purposes.
- If you are acting as an instructor and/or representing a third party for profit entity of any stripe, or if you are financially compensated in any way for your instruction, either directly or indirectly by your student(s), then your activity falls under the provisions of Chapter XV, Certified Instructor Organizations (CIO’s), Vetting and Operating Procedures as amended, of AGC’s current Policy & Procedures Manual as posted on the AGC website.

AGC Range Rules (*cont'd*)

➤ Targets:

- Target frame dimensions are posted on the AGC website:
<http://www.associatedgunclubs.org>
- It is the shooter's responsibility to ensure that their target is at the correct height to avoid a round striking the ground anywhere between the firing line and impact area.



Target Placement

- Point of view from shooting position (line of sight)
 - All rounds must land in the Impact Area
 - Target height varies (Standing, Bench, Prone)
 - Be sure of your target and what is beyond it

Cardinal Rules of Gun Safety

- Assume that all guns are always loaded
- Never point the gun at anything you are not willing to shoot
- Keep your finger off the trigger until your sights are on the target and you are ready to shoot
- Be sure of your target and what is beyond it


Empty Chamber Indicator (ECI)

- Two-Fold Purpose
 - Indicate at a glance that a firearm's chamber is empty
 - Prevent the chambering of a round
- ECI use at AGC is MANDATORY
 - During a Cease Fire
 - While transporting or handling an uncased firearm anywhere on AGC property
 - For any racked firearm
 - Exceptions:
 - Muzzle-loaded firearms
 - Shotguns while physically in use ON TRAP RANGE ONLY
- Placing an ECI in a firearm indicates that the gun is NOT LOADED as defined below

Empty Chamber Indicator (*cont'd*)

- A firearm is considered LOADED at AGC if:
 - An ECI is not properly in place
 - Actions, cylinders or loading gates are closed
 - Exception: Cap and ball revolvers
 - Removable magazine is attached
 - Cartridges or empty cases in non-detachable magazine, chamber/cylinder
 - Black powder firearm contains propellant, projectile or cap; powder in pan of flintlock

Empty Chamber Indicators (ECIs)



ECI Use and Misuse

- ECI's are purpose manufactured to indicate to an observer that there is no cartridge in a gun's chamber AND physically prevent the chambering of a cartridge.
 - Many home made "ECI's" do not meet the 'strength test' for preventing the chambering of a cartridge and add the hazard of leaving a foreign object in the bore if they break.
 - Your club or an AGC RSO can provide the proper tool for the job.

ECI Use and Misuse

- Several examples of the proper, and improper, use of the ECI follows:

Wrong

Right



Wrong

Right



Wrong

Right



Right



Wrong

Right



Wrong



Right



Wrong

Right



Wrong

Right



Cardinal Rules of Gun Safety

- Assume that all guns are always loaded
- Never let the gun point at anything you are not willing to shoot
- Keep your finger off the trigger until your sights are on the target and you are ready to shoot
- Be sure of your target and what is beyond it

The Imperative Range Command

- **“Cease fire!”** means **IMMEDIATELY STOP** what you are doing; **FREEZE!**
- Routine cease fires are typically called every 30 minutes unless a special match is underway, in which case the Match Director, in concert with the RSO, will call the Cease Fires in accordance with the match procedures. **PLAN ACCORDINGLY!**
- **ANY MEMBER CAN AND SHOULD CALL AN IMMEDIATE CEASE FIRE** if they spot a safety situation that warrants it; person forward of firing line, wildlife on the range, etc.

AGC Range Commands

- The non-emergency AGC **Cease Fire** Command:
 - Normally called on the hour and half hour.
 - You are expected to be aware of the time and anticipate the calling of routine cease fires.
- **“Cease Fire, Cease Fire, make all firearms safe, actions open, magazines removed, insert your Empy Chamber Indicators (ECI). Muzzle loaders may discharge into the impact area at this time. Once you have made all firearms safe, step behind the white line” or “off the concrete pad.”**
- Once all shooters have stepped behind the white line or off the pad, the following command is given:
- **“The line is now safe, you may go forward to post or pull targets. Do not handle firearms at any time during the cease fire.”**

AGC Range Commands (*cont'd*)

- **“Make all firearms safe”** for cartridge firearms means:
 - **ENGAGE** safety.
 - **UNLOAD** your firearm.
 - Remove cartridge(s) or empty case(s) from chamber(s).
 - **If unable to unload for any reason, stay in place and raise your hand.** The RSO will assist you.
 - **REMOVE** detachable magazine if so equipped.
 - **OPEN magazine** floor plate if so equipped and remove ammunition.
 - **EMPTY** tubular magazine.
 - **EMPTY** non detachable magazines.
 - **INSERT** empty chamber indicator (ECI)
 - **MOVE** behind the white line or behind the concrete pad as directed by RSO.

AGC Range Commands (*cont'd*)

➤ **“Make all firearms safe”** for muzzle-loaded black powder firearms means:

- **DISCHARGE** loaded firearm into the impact area.
- **PLACE RIFLE** upright in a “V” notch in the loading bench or similar device.
- **PLACE HANDGUN**, muzzle up, in a loading stand or similar device.
 - Loading stands are available for loan in the Barnes Range House; ask a RSO.
- **MOVE** behind the white line or behind the concrete pad as directed by RSO.

AGC Range Commands (*cont'd*)

- **Do not handle or touch a firearm, including the sights, during a cease fire!**

AGC Range Commands (*cont'd*)

- Once all shooters have returned and are again standing behind the white line or concrete pad, the following command is given: **“All shooters are back, the line is hot, the line is hot”**.

Range Safety Officer

- The Range Safety Officer – RSO
 - Range Safety Officers (RSO's) are appointed by and report to the Executive Vice President.
 - To most members, the RSO is the face of the AGC and the only management person they will routinely come in contact with.
 - The RSO's primary function is to ensure the safety of all personnel using the Range.

Range Safety Officer (*cont'd*)

- The Range Safety Officer – RSO (*cont'd*)
 - THE RANGE SAFETY OFFICER'S DECISION ON WHAT IS SAFE AND WHAT IS NOT SAFE IS FINAL! If you are not sure about a Range Rule, ask the RSO first!
 - If you feel that the RSO is mistaken or have an issue with a RSO decision or action, you must bring the matter to your club's attention. Your club officers are responsible for determining what action is appropriate.
 - If your range badge has been confiscated for a violation, you will be required to appear before the RSSOP Committee before any consideration is given to reinstating your range privileges. If you disagree with their decision, you may appeal your case through your designated club officer to the Trustees.

CEASE FIRE!

What action do you take when you hear this command?

AGC Range Terminology

- Firing Line – The forward edge of the concrete pad.
 - Forward edge of concrete pad
 - For all firing positions, the muzzle of the firearm must be forward of the edge of the concrete pad.
 - Behind the white stripe
 - Where shooter must remain during a CEASE FIRE unless directed to step behind the concrete pad by RSO.

Note White Stripe and Muzzles Forward of Pad



AGC Range Terminology (*cont'd*)

- Downrange
 - Everything forward of your firing position.
- Impact Area
 - Where your bullets must land.

Are there any questions about what we have covered so far?

We will now visit each of the various ranges and facilities.

Please do not hesitate to ask questions as they occur to you.

We hope you enjoy the opportunities for recreational shooting at AGC as much as we do.